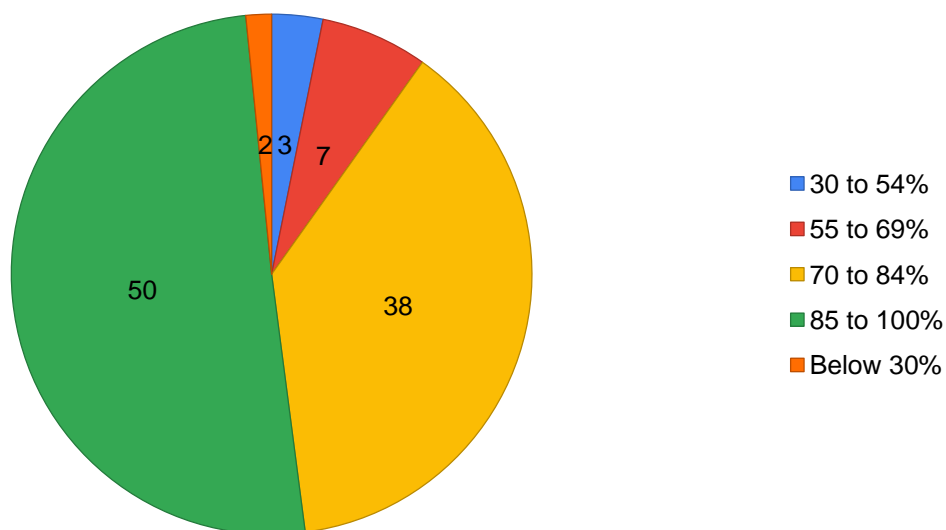
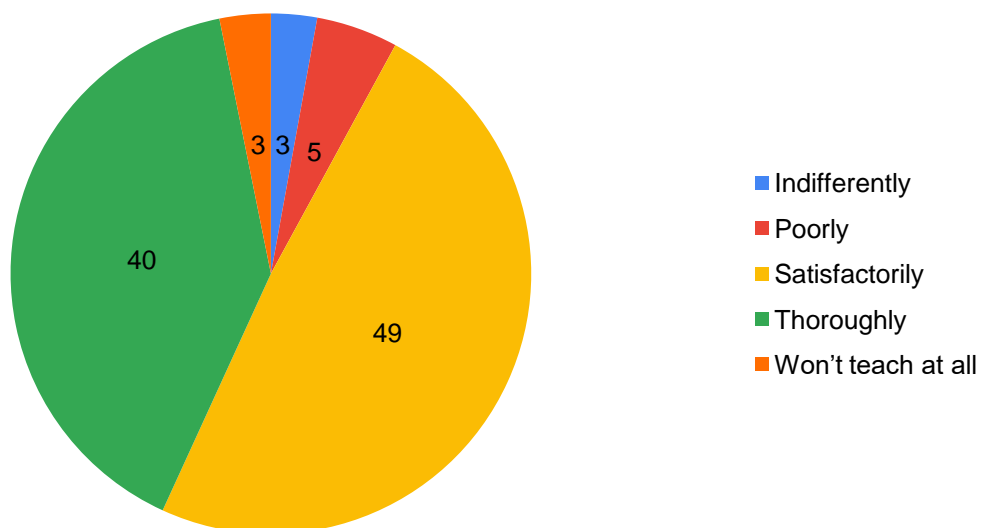


**C.S.Bembalagi Arts, Sha.M.R.Palaresha Science & G.L.Rathi
Commerce College, Ramdurg**
Student Satisfactory Survey for the Academic Year 2020-21

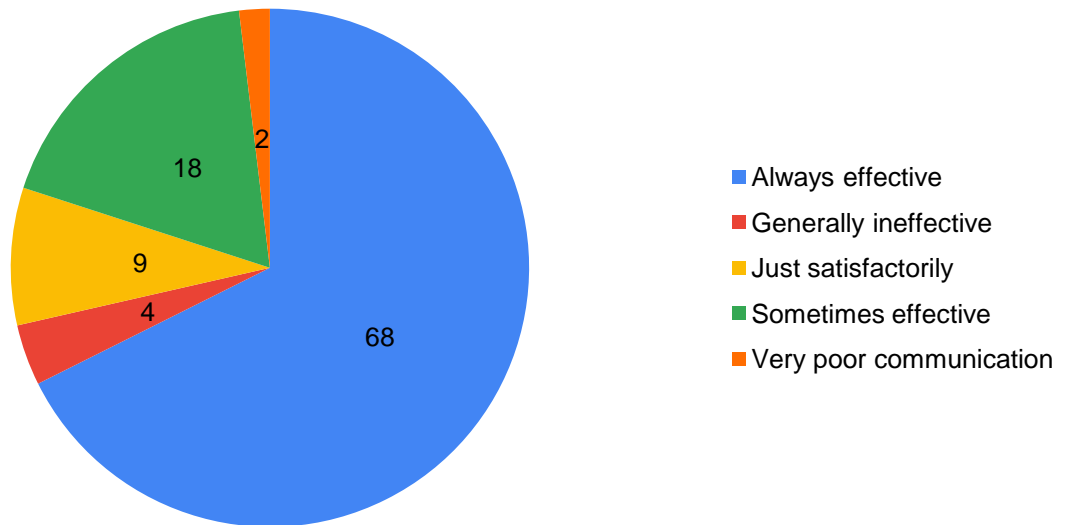
| | Questionnaires | Students Participate | Response given by Students | Total % |
|---|----------------|----------------------|----------------------------|---------|
| 1. How much of the syllabus was covered in the class? | | | | |
| 1 | 30 to 54% | 315 | 10 | 3 |
| 2 | 55 to 69% | 315 | 21 | 7 |
| 3 | 70 to 84% | 315 | 120 | 38 |
| 4 | 85 to 100% | 315 | 159 | 50 |
| 5 | Below 30% | 315 | 5 | 2 |



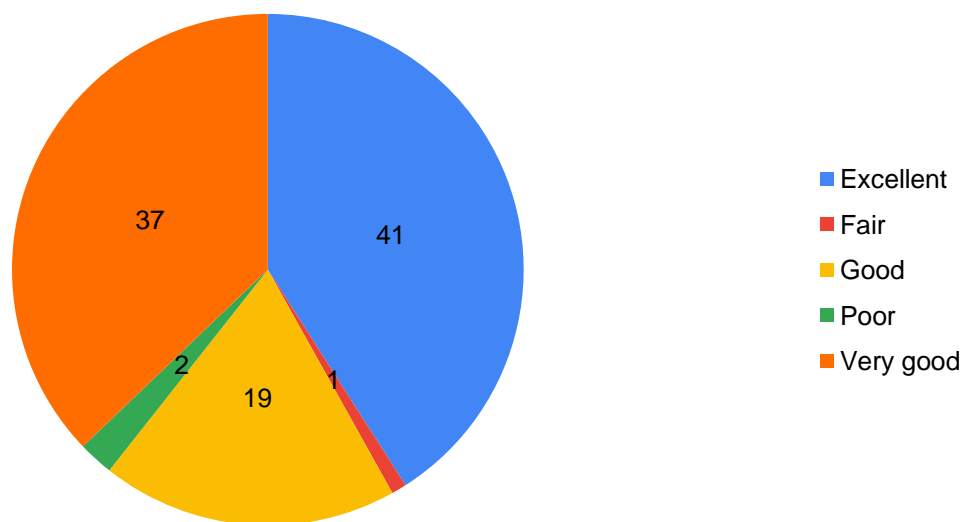
| | | | | |
|---|--------------------|-----|-----|----|
| 2. How well did the teachers prepare for the classes? | | | | |
| 1 | Indifferently | 315 | 9 | 3 |
| 2 | Poorly | 315 | 16 | 5 |
| 3 | Satisfactorily | 315 | 154 | 49 |
| 4 | Thoroughly | 315 | 126 | 40 |
| 5 | Won't teach at all | 315 | 10 | 3 |



| 3. How well were the teachers able to communicate? | | | | | | | |
|--|-------------------------|--|--|--|-----|-----|----|
| 1 | Always effective | | | | 315 | 213 | 68 |
| 2 | Generally ineffective | | | | 315 | 12 | 4 |
| 3 | Just satisfactorily | | | | 315 | 27 | 9 |
| 4 | Sometimes effective | | | | 315 | 57 | 18 |
| 5 | Very poor communication | | | | 315 | 6 | 2 |

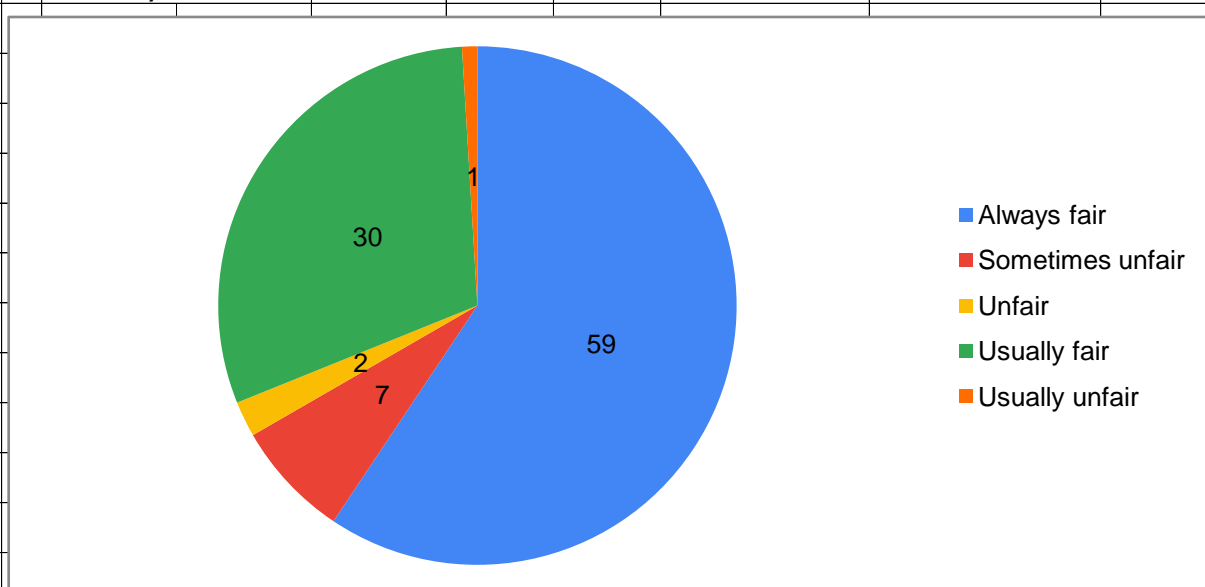


| 4. The teacher's approach to teaching can best be described as. | | | | | | | |
|---|-----------|--|--|--|-----|-----|----|
| 1 | Excellent | | | | 315 | 129 | 41 |
| 2 | Fair | | | | 315 | 3 | 1 |
| 3 | Good | | | | 315 | 59 | 19 |
| 4 | Poor | | | | 315 | 7 | 2 |
| 5 | Very good | | | | 315 | 117 | 37 |



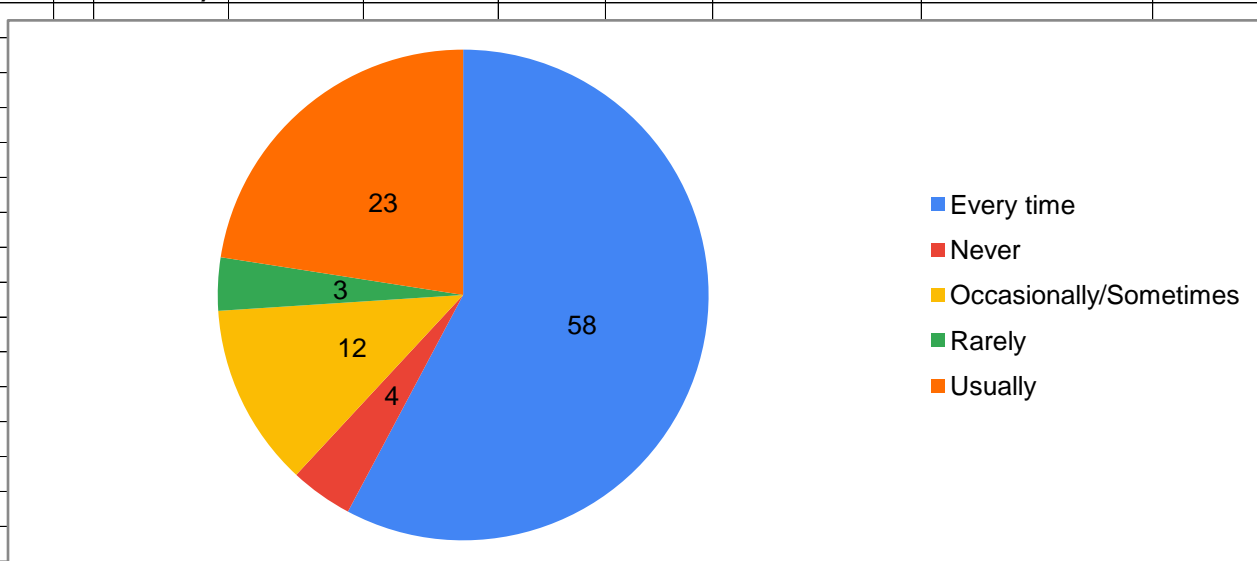
5. Fairness of the internal evaluation process by the teachers.

| | | | | | | | |
|---|------------------|--|--|--|-----|-----|----|
| 1 | Always fair | | | | 315 | 187 | 59 |
| 2 | Sometimes unfair | | | | 315 | 23 | 7 |
| 3 | Unfair | | | | 315 | 7 | 2 |
| 4 | Usually fair | | | | 315 | 95 | 30 |
| 5 | Usually unfair | | | | 315 | 3 | 1 |



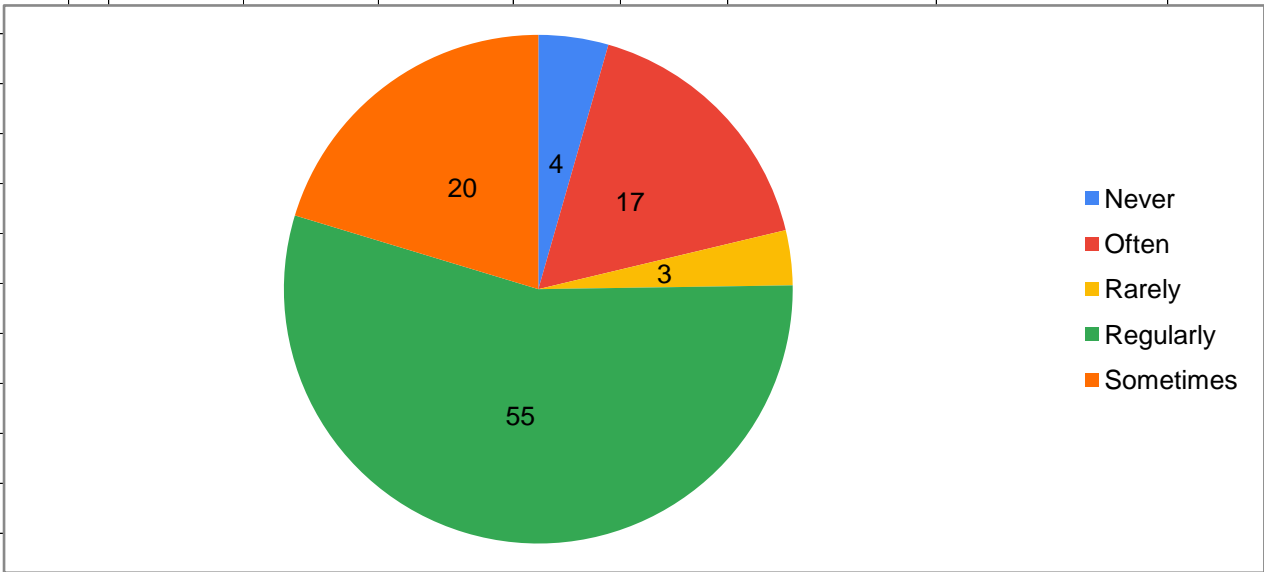
6. Was your performance in assignments discussed with you?

| | | | | | | | | |
|---|------------------------|--|--|--|--|-----|-----|----|
| 1 | Every time | | | | | 315 | 182 | 58 |
| 2 | Never | | | | | 315 | 13 | 4 |
| 3 | Occasionally/Sometimes | | | | | 315 | 38 | 12 |
| 4 | Rarely | | | | | 315 | 11 | 3 |
| 5 | Usually | | | | | 315 | 71 | 23 |



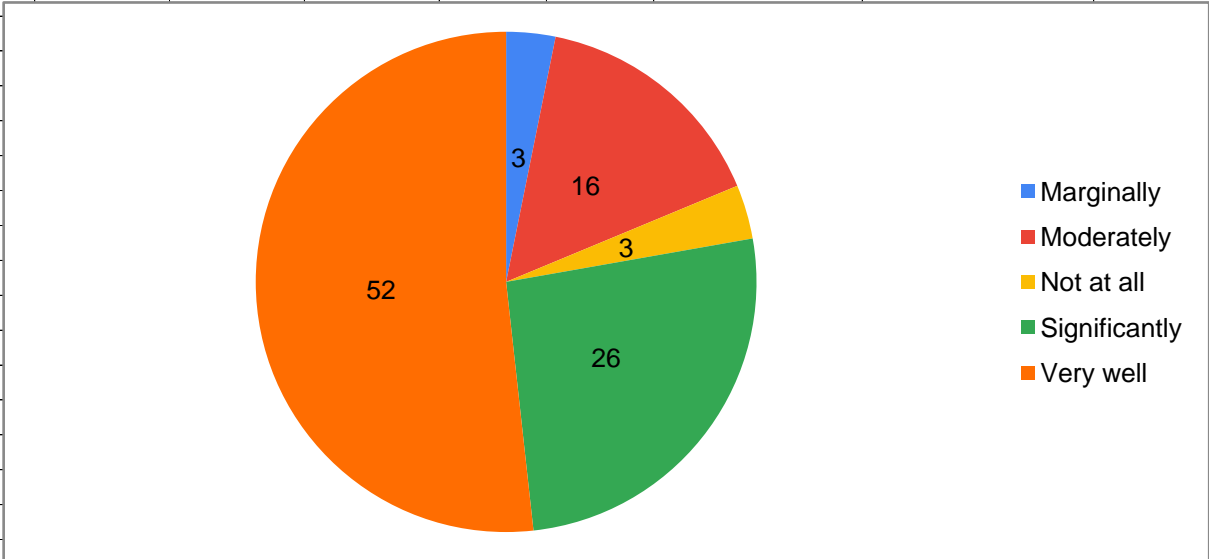
7. The institute takes active interest in promoting internship, student exchange, field visit opportunities for students.

| | | | | | | | | | |
|--|--|---|-----------|--|--|--|-----|-----|----|
| | | 1 | Never | | | | 315 | 14 | 4 |
| | | 2 | Often | | | | 315 | 53 | 17 |
| | | 3 | Rarely | | | | 315 | 11 | 3 |
| | | 4 | Regularly | | | | 315 | 173 | 55 |
| | | 5 | Sometimes | | | | 315 | 64 | 20 |

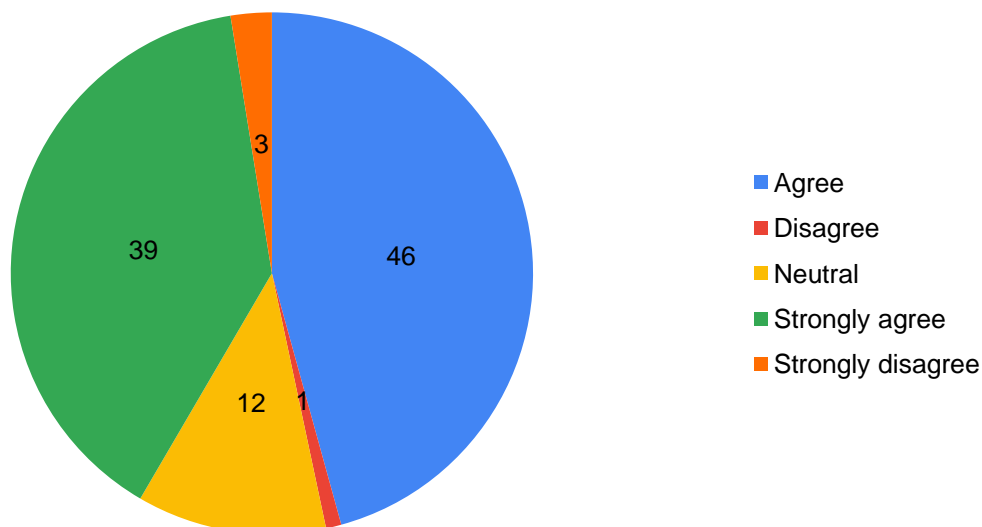


8. The teaching and mentoring process in your institution facilitates you in cognitive, social and emotional growth.

| | | | | | | | | | |
|--|--|---|---------------|--|--|--|-----|-----|----|
| | | 1 | Marginally | | | | 315 | 10 | 3 |
| | | 2 | Moderately | | | | 315 | 49 | 16 |
| | | 3 | Not at all | | | | 315 | 11 | 3 |
| | | 4 | Significantly | | | | 315 | 82 | 26 |
| | | 5 | Very well | | | | 315 | 163 | 52 |

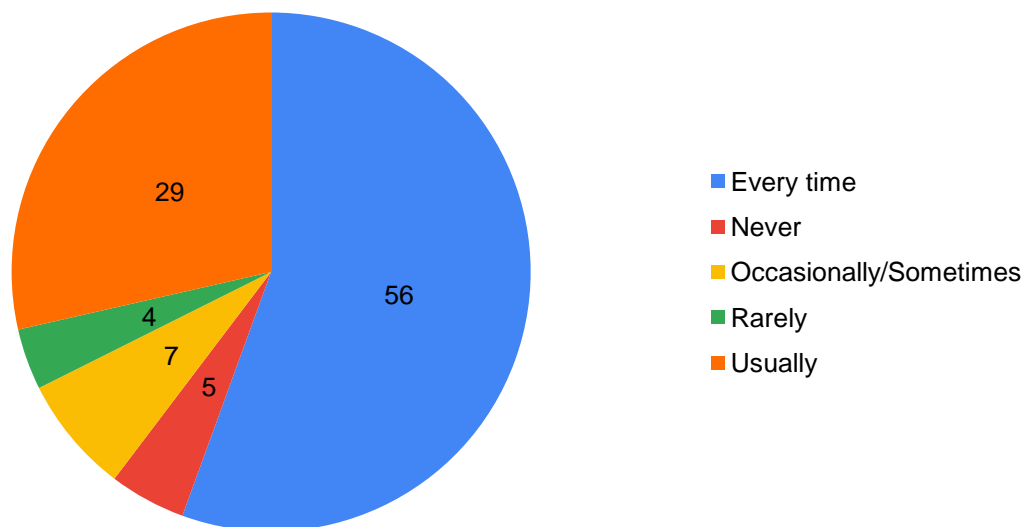


| 9. The institution provides multiple opportunities to learn and grow. | | | | | | | | |
|---|--|---|-------------------|--|--|-----|-----|----|
| | | 1 | Agree | | | 315 | 144 | 46 |
| | | 2 | Disagree | | | 315 | 3 | 1 |
| | | 3 | Neutral | | | 315 | 37 | 12 |
| | | 4 | Strongly agree | | | 315 | 123 | 39 |
| | | 5 | Strongly disagree | | | 315 | 8 | 3 |

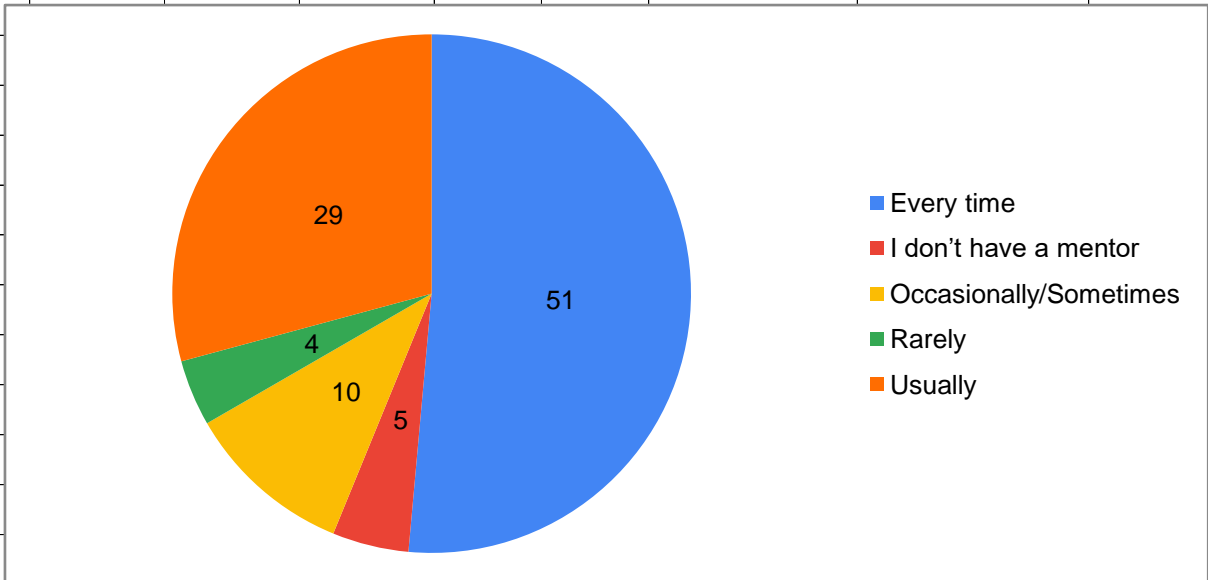


10. Teachers inform you about your expected competencies, course outcomes and programme outcomes.

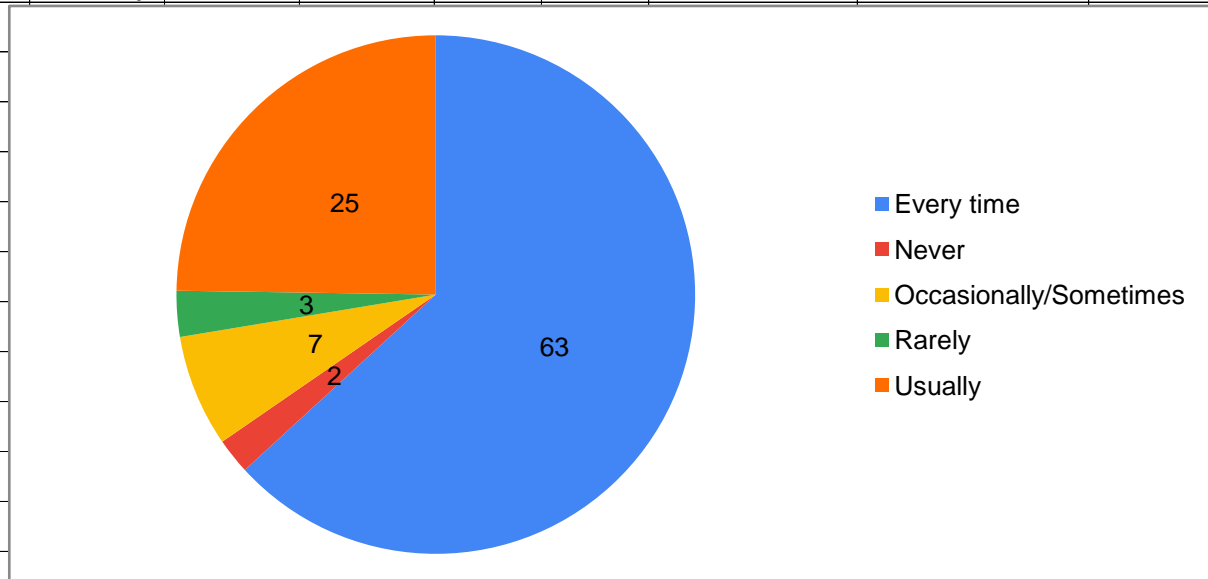
| | | | | | | | | |
|--|--|---|------------------------|--|--|-----|-----|----|
| | | 1 | Every time | | | 315 | 175 | 56 |
| | | 2 | Never | | | 315 | 15 | 5 |
| | | 3 | Occasionally/Sometimes | | | 315 | 23 | 7 |
| | | 4 | Rarely | | | 315 | 12 | 4 |
| | | 5 | Usually | | | 315 | 90 | 29 |



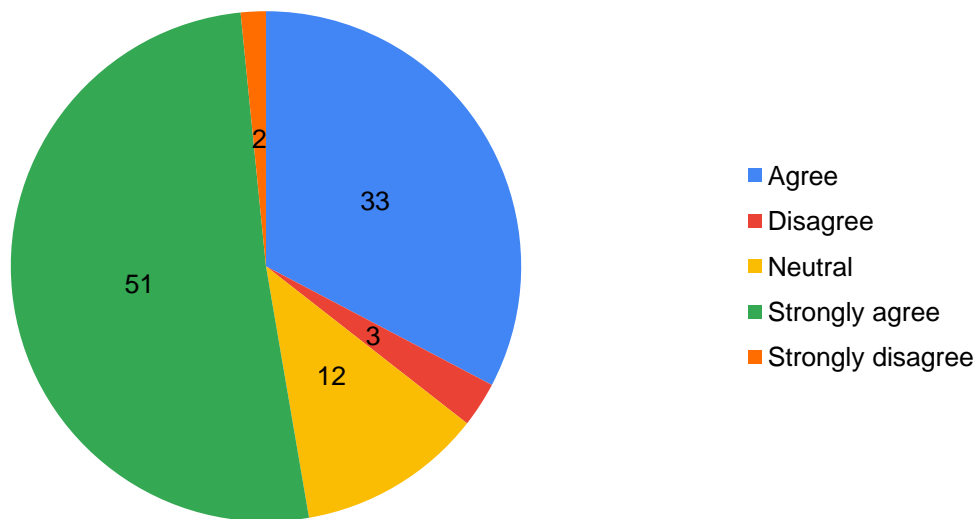
| 11. Your mentor does a necessary follow-up with an assigned task to you. | | | | | | | | |
|--|--|---|------------------------|--|--|-----|-----|----|
| | | 1 | Every time | | | 315 | 162 | 51 |
| | | 2 | I don't have a mentor | | | 315 | 15 | 5 |
| | | 3 | Occasionally/Sometimes | | | 315 | 33 | 10 |
| | | 4 | Rarely | | | 315 | 13 | 4 |
| | | 5 | Usually | | | 315 | 92 | 29 |



| 12. The teachers illustrate the concepts through examples and applications. | | | | | | | | |
|---|--|---|------------------------|--|--|-----|-----|----|
| | | 1 | Every time | | | 315 | 199 | 63 |
| | | 2 | Never | | | 315 | 7 | 2 |
| | | 3 | Occasionally/Sometimes | | | 315 | 22 | 7 |
| | | 4 | Rarely | | | 315 | 9 | 3 |
| | | 5 | Usually | | | 315 | 78 | 25 |



| 17. Teachers encourage you to participate in extracurricular activities. | | | | | | | | | |
|--|--|---|-------------------|--|--|--|-----|-----|----|
| | | 1 | Agree | | | | 315 | 103 | 33 |
| | | 2 | Disagree | | | | 315 | 9 | 3 |
| | | 3 | Neutral | | | | 315 | 37 | 12 |
| | | 4 | Strongly agree | | | | 315 | 161 | 51 |
| | | 5 | Strongly disagree | | | | 315 | 5 | 2 |



| 18. Efforts are made by the institute/ teachers to inculcate soft skills, life skills and employability skills to make you ready for the world of work. | | | | | | | | | |
|---|--|---|-------------------|--|--|--|-----|-----|----|
| | | 1 | Moderate | | | | 315 | 117 | 37 |
| | | 2 | Not at all | | | | 315 | 7 | 2 |
| | | 3 | Some what | | | | 315 | 18 | 6 |
| | | 4 | To a great extent | | | | 315 | 151 | 48 |
| | | 5 | Very little | | | | 315 | 22 | 7 |

